



ACTIVITÉS LA ST-VALENTIN



Additionner et colorer Color by Addition

Utilisez la clé au bas de la page pour colorer l'image.



3+2

Rose Poudre

4+2

Rouge

2+1

Bleu

5+2


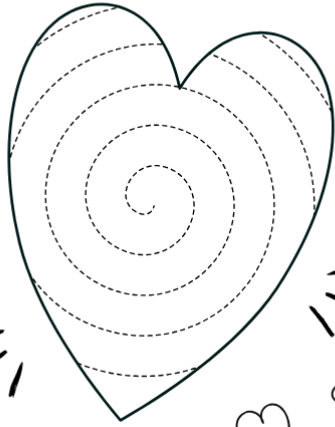

Brun

6+2


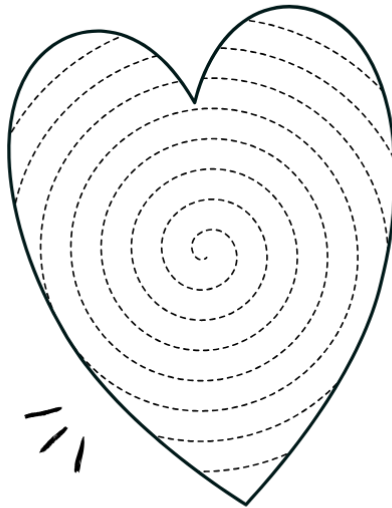




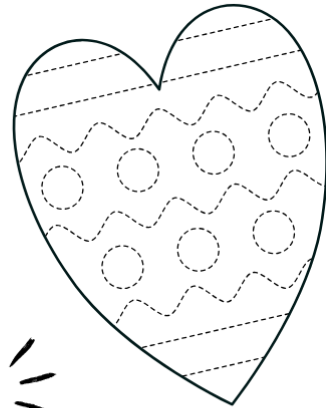
Rose

JE T'AI ME





Joyeuse
St-Valentin



Coloriage Par numéro

1=  Jaune


2=  Bleu

3=  Brun

4=  Rose

5=  Rouge

6=  Violet



Vocabulaire de la Saint-Valentin

Draw a line from words to the right pictures.

cadeau/ gift



gâteau/ cake



enveloppe/
envelope




chocolat/
chocolate



ballons/
balloons



candy




Trier! - Sort it!

Découpez les images et trier du plus petit au plus grand.

Cut out the pictures and order from smallest to largest.

Petit/ Small	Moyen/ Medium	Grand/ Large



Grand ou Petit? Big or Small?

Couper et coller les images dans la bonne boîte.
Cut and paste the pictures into the correct box.

Grand/ Big

Petit/ Small

